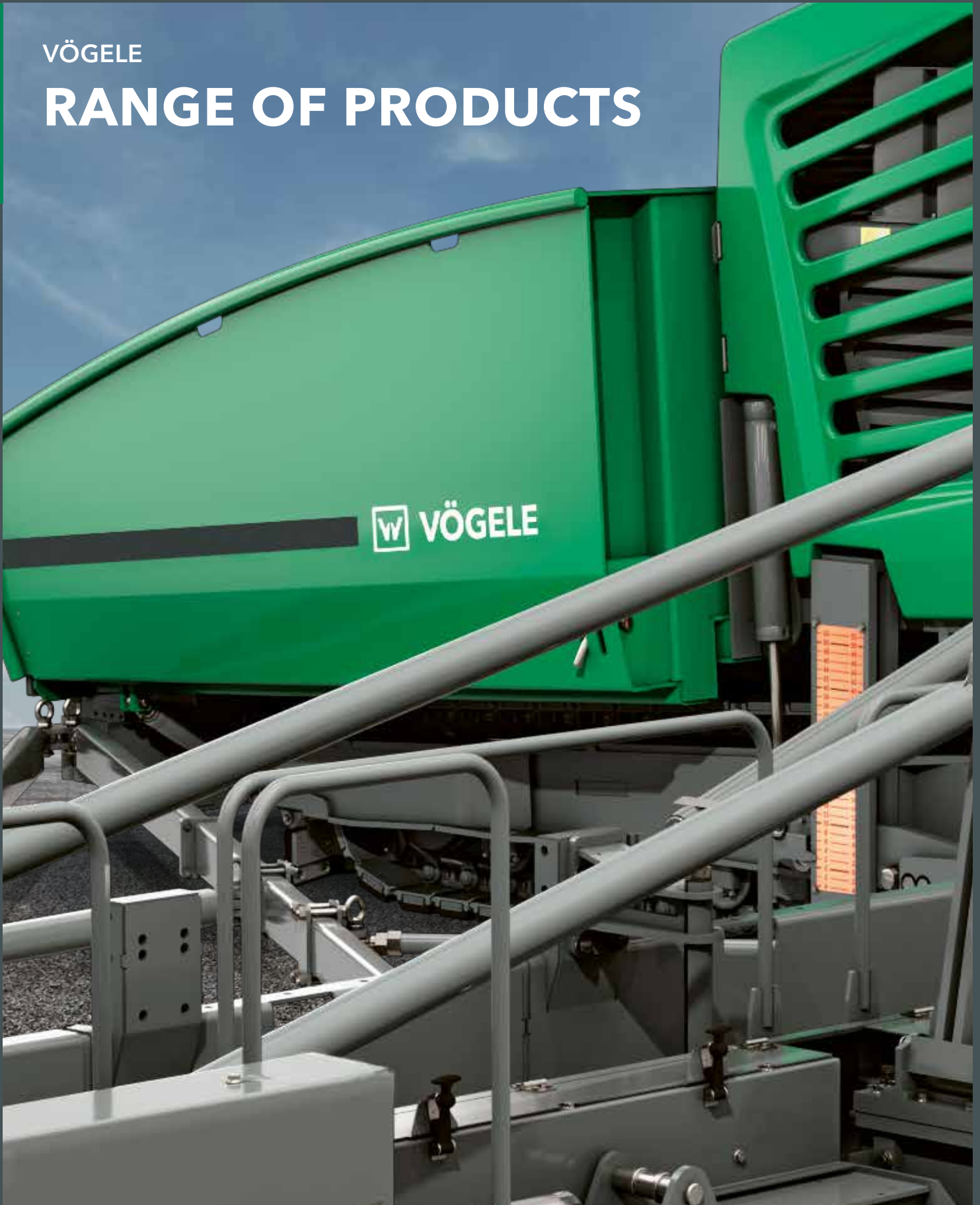


VÖGELE

RANGE OF PRODUCTS



WHERE INNOVATION BEGINS

Technology from Ludwigshafen.



Joseph Vögele AG is a traditional family company and has been part of the WIRTGEN GROUP since 1996. Our philosophy, our innovative strength and our business strategy have made us world market leaders. Some 1,200 employees in the world's most modern road paver factory in Ludwigshafen work on ensuring that things stay that way in future. Our mission is to deliver top quality in all products and services – and to do so with the best possible team.

We have been supplying road construction machinery since 1929. Our product portfolio comprises the most innovative road pavers, screeds and material feeders in the world. We consciously pass on our knowledge and experience to young people because they are the drivers of our success.

VÖGELE PLANT IN LUDWIGSHAFEN

FIRST-CLASS PRODUCTION

Short distances for top quality.

The world of VÖGELE is a world of quality. We offer our customers top quality in every product and every service - that is our pledge. How do we deliver on that pledge? With machines built to the highest standards. With sophisticated innovations and a complete range of products. With skilled, highly qualified employees and with technology which not only delivers perfect results, but is also especially easy to use.

The VÖGELE plant in Ludwigshafen is an ultramodern production facility. Strictly speaking, it is the most modern paver factory in the world. Its well-conceived layout makes production and assembly particularly efficient. Short distances and the principle of flow assembly and continuous production lines enable VÖGELE employees to work at full concentration without any unnecessary interruptions. Materials are stored right where they are needed. Individual components are even preassembled precisely where they are to be installed in the machine, leaving more time for the most essential thing: assuring top quality.

VÖGELE PLANT IN LUDWIGSHAFEN

PERFECT IN ALL CLASSES

The right paver for every job.

The paver sets the pace of any road construction project. The best roads in the world can only be constructed when this machine works smoothly, delivers high quality and is intuitive to operate. These are our objectives at VÖGELE. With a highly motivated team. With a corporate philosophy which puts everything second to our customers' success. And last but not least, with a huge product range of state-of-the-art pavers, screeds and material feeders. The range covers everything from Mini Class pavers to Highway Class machines and a pave width from 50 cm to 18 m. VÖGELE also provides digital solutions for comprehensive process optimisation, simple job site documentation or paving temperature monitoring. As this diversity impressively demonstrates, we don't just manufacture products; we also provide solutions to give customers the edge and to promote their success in a tough competitive environment.

VÖGELE RANGE OF PRODUCTS

Page

- **08 MINI CLASS**

- > Pave width up to 3.5 m
- > Laydown rate up to 300 t/h

- **12 COMPACT CLASS**

- > Pave width up to 5 m
- > Laydown rate up to 350 t/h

- **16 UNIVERSAL CLASS**

- > Pave width up to 10 m
- > Laydown rate up to 700 t/h

- **20 HIGHWAY CLASS**

- > Pave width up to 18 m
- > Maximum laydown rate 1,800 t/h

- **24 SPECIAL CLASS**

- > SprayJet
- > InLine Pave

- **28 POWERFEEDER**

- > MT 3000-3(i) Standard
- > MT 3000-3(i) Offset

- **34 EXTENDING SCREEDS**

- > Pave width up to 9.5 m

- **36 FIXED-WIDTH SCREEDS**

- > Pave width up to 18 m

- **38 DIGITAL PRODUCTS**

- > VÖGELE RoadScan
- > WITOS Paving
- > WITOS Paving Plus

MINI CLASS

Small and efficient.



OVERVIEW MINI CLASS

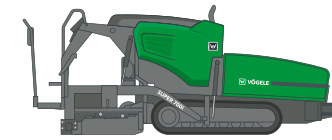
- SUPER 700(i)
- SUPER 800(i)

The Mini Class encompasses VÖGELE's small pavers, which are designed both for repair work and for the construction of cycle paths, footpaths and farm tracks, minor roads, car parks and sports grounds. They fill trenches, pave surfaces in halls or underground car parks and can be used in landscaping projects. Equipped with the ErgoBasic operating system, the machines are part of the VÖGELE Classic Line.

Up to 3.5 m
Pave width

Up to 300 t/h
Laydown rate


Up to 20 cm
Layer thickness



SUPER 700(i)

Maximum pave width	3.2 m
Maximum laydown rate	250 t/h
Layer thickness	up to 15 cm
Transport length (with AB 200)	4.4 m
Transport width	1.33 m

- > 4-cylinder diesel engine delivering 54 (55.4 kW)¹ at 2,200 rpm
- > Maximum pave speed: 30 m/min
- > ErgoBasic operating system
- > Niveltronic Basic System for Automated Grade and Slope Control
- > Large material hopper with a capacity of 5.8 tonnes
- > AB 200 V and AB 220 V Extending Screeds
- > Compact dimensions with a clearance width of 1.4 m



SUPER 800(i)

Maximum pave width	3.5 m
Maximum laydown rate	300 t/h
Layer thickness	up to 20 cm
Transport length (with AB 200)	4.4 m
Transport width	1.33 m

- > 4-cylinder diesel engine delivering 54 (55.4 kW)¹ at 2,200 rpm
- > Maximum pave speed: 30 m/min
- > ErgoBasic operating system
- > Niveltronic Basic System for Automated Grade and Slope Control
- > Large material hopper with a capacity of 5.8 tonnes
- > AB 200 TV and AB 220 TV Extending Screeds
- > Flexible use thanks to a clearance width of 1.4 m
- > High precompaction through tamper and vibration



¹ Output of the i machine for countries with European emissions standard Stage V and US standard EPA Tier 4f.

COMPACT CLASS

Compact and manoeuvrable.



● OVERVIEW COMPACT CLASS

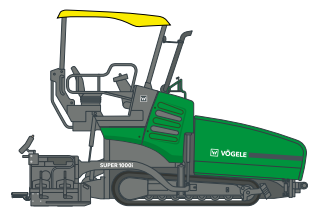
- SUPER 1000(i)
- SUPER 1003(i)
- SUPER 1300
- SUPER 1303
- SUPER 1300-3(i)
- SUPER 1303-3(i)

These are the hallmarks of Compact Class pavers. VÖGELE compact pavers are hence particularly suitable for small to mid-sized construction jobs with confined conditions, such as the construction or rehabilitation of combined foot and cycle paths, city streets, farm tracks and even small to medium-sized areas.

Up to 5 m
Pave width

Up to 350 t/h
Laydown rate


Up to 25 cm
Layer thickness



SUPER 1000(i)

Maximum pave width	3.9 m
Maximum laydown rate	270 t/h
Layer thickness	up to 15 cm
Transport length (with AB 340)	4.95 m
Transport width	1.85 m


- > 4-cylinder diesel engine delivering 54 (55.4 kW)¹ at 2,000 rpm
- > Maximum pave speed: 18 m/min
- > ErgoBasic operating system
- > Niveltronic Basic System for Automated Grade and Slope Control
- > Large material hopper with a capacity of 10 tonnes
- > AB 340 Extending Screed in the V and TV versions
- > Broad range of applications from a pave width of 75 cm and upwards



SUPER 1003(i)

Maximum pave width	3.9 m
Maximum laydown rate	230 t/h
Layer thickness	up to 15 cm
Transport length (with AB 340)	4.95 m
Transport width	1.85 m

- > 4-cylinder diesel engine delivering 54 (55.4 kW)¹ at 2,000 rpm
- > Maximum pave speed: 18 m/min
- > ErgoBasic operating system
- > Niveltronic Basic System for Automated Grade and Slope Control
- > Large material hopper with a capacity of 10 tonnes
- > AB 340 Extending Screed in the V and TV versions
- > Transport speed up to 20 km/h
- > Turning circle with Pivot Steer 3.8 m



SUPER 1300-3(i)

Maximum pave width	5 m
Maximum laydown rate	350 t/h
Layer thickness	up to 25 cm
Transport length (with AB 340)	4.95 m
Transport width	1.85 m

- > 4-cylinder diesel engine² delivering 74.4 kW at 2,000 rpm
- > Maximum pave speed: 30 m/min
- > ErgoPlus 3 operating system
- > Niveltronic Plus System for Automated Grade and Slope Control
- > Large material hopper with a capacity of 10 tonnes
- > AB 340 Extending Screed in the V and TV versions
- > Broad range of applications from a pave width of 75 cm and upwards



SUPER 1303-3(i)

Maximum pave width	4.5 m
Maximum laydown rate	250 t/h
Layer thickness	up to 25 cm
Transport length (with AB 340)	4.95 m
Transport width	1.85 m


- > 4-cylinder diesel engine² delivering 74.4 kW at 2,000 rpm
- > Maximum pave speed: 30 m/min
- > ErgoPlus 3 operating system
- > Niveltronic Plus System for Automated Grade and Slope Control
- > Large material hopper with a capacity of 10 tonnes
- > AB 340 Extending Screed in the V and TV versions
- > Transport speed up to 20 km/h
- > With front-wheel drive (6x4)
- > Turning circle with Pivot Steer 3.8 m



SUPER 1300

Maximum pave width	5 m
Maximum laydown rate	350 t/h
Layer thickness	up to 25 cm
Transport length (with AB 340)	4.95 m
Transport width	1.85 m

- > 4-cylinder diesel engine² delivering 74.4 kW at 2,000 rpm
- > Maximum pave speed: 30 m/min
- > ErgoBasic operating system
- > Niveltronic Basic System for Automated Grade and Slope Control
- > Large material hopper with a capacity of 10 tonnes
- > AB 340 Extending Screed in the T, V and TV versions
- > Broad range of applications from a pave width of 75 cm and upwards



SUPER 1303

Maximum pave width	4.5 m
Maximum laydown rate	250 t/h
Layer thickness	up to 25 cm
Transport length (with AB 340)	4.95 m
Transport width	1.85 m

- > 4-cylinder diesel engine² delivering 74.4 kW at 2,000 rpm
- > Maximum pave speed: 30 m/min
- > ErgoBasic operating system
- > Niveltronic Basic System for Automated Grade and Slope Control
- > Large material hopper with a capacity of 10 tonnes
- > AB 340 Extending Screed in the T, V and TV versions
- > Transport speed up to 20 km/h
- > Turning circle with Pivot Steer 3.8 m



¹ Output of the i machine for countries with European emissions standard Stage V and US standard EPA Tier 4f.

² Complies with European emission standard Stage 3a and US standard EPA Tier 3.

UNIVERSAL CLASS

Versatile and powerful.



OVERVIEW UNIVERSAL CLASS

- SUPER 1600
- SUPER 1603
- SUPER 1600-3(i)
- SUPER 1603-3(i)
- SUPER 1800-3(i)
- SUPER 1803-3(i)

The outstanding feature of the Universal Class pavers is their enormously wide range of applications. They can handle paving jobs on motorways just as comfortably as roundabouts, partly because they can be combined with VÖGELE's high compaction technology.

Up to 10 m
Pave width

Up to 700 t/h
Laydown rate

Up to 30 cm
Layer thickness



SUPER 1600

Maximum pave width	6.3 m
Maximum laydown rate	600 t/h
Layer thickness	up to 30 cm
Transport length (with AB 480)	5.69 m
Transport width	2.55 m

- > 4-cylinder diesel engine² delivering 116 kW at 2,000 rpm
- > Maximum pave speed: 24 m/min
- > ErgoBasic operating system
- > Niveltronic Basic System for Automated Grade and Slope Control
- > Large material hopper with a capacity of 13 tonnes
- > AB 480 TV Extending Screed



SUPER 1603

Maximum pave width	6.3 m
Maximum laydown rate	600 t/h
Layer thickness	up to 30 cm
Transport length (with AB 480)	6.04 m
Transport width	2.55 m

- > 4-cylinder diesel engine² delivering 116 kW at 2,000 rpm
- > Maximum pave speed: 18 m/min
- > ErgoBasic operating system
- > Niveltronic Basic System for Automated Grade and Slope Control
- > Large material hopper with a capacity of 13 tonnes
- > AB 480 TV Extending Screed
- > Transport speed up to 20 km/h
- > Optionally with front wheel drive (6x4)
- > Turning circle with Pivot Steer 3.5 m



SUPER 1600-3(i)

Maximum pave width	7.5 m ¹
Maximum laydown rate	600 t/h
Layer thickness	up to 30 cm
Transport length (with AB 500)	5.69 m
Transport width	2.55 m

- > 4-cylinder diesel engine delivering 115 kW at 2,000 rpm
- > Maximum pave speed: 24 m/min
- > ErgoPlus 3 operating system
- > Niveltronic Plus System for Automated Grade and Slope Control
- > Large material hopper with a capacity of 13 tonnes
- > AB 500 TV and AB 600 TV Extending Screeds



SUPER 1603-3(i)

Maximum pave width	7 m ¹
Maximum laydown rate	600 t/h
Layer thickness	up to 30 cm
Transport length (with AB 500)	6 m
Transport width	2.55 m

- > 4-cylinder diesel engine delivering 115 kW at 2,000 rpm
- > Maximum pave speed: 18 m/min
- > ErgoPlus 3 operating system
- > Niveltronic Plus System for Automated Grade and Slope Control
- > Large material hopper with a capacity of 13 tonnes
- > AB 500 TV Extending Screed
- > Transport speed up to 20 km/h
- > Drive optionally 2 rear and 2 front wheels (6x4) or 2 rear and 4 front wheels (6x6)
- > Turning circle with Pivot Steer 3.5 m



SUPER 1800-3(i)

Maximum pave width	10 m
Maximum laydown rate	700 t/h
Layer thickness	up to 30 cm
Transport length (with AB 500 TV)	6.04 m
Transport width	2.55 m

- > 4-cylinder diesel engine delivering 129 kW at 2,000 rpm
- > Maximum pave speed: 24 m/min
- > ErgoPlus 3 operating system
- > Niveltronic Plus System for Automated Grade and Slope Control
- > Large material hopper with a capacity of 13 tonnes
- > AB 500 (TV, TP1, TP2, TP2 Plus), AB 600 (TV, TP1, TP2, TP2 Plus) Extending Screeds
- > SB 300 (TV, TP1, TP2), SB 300 HD TV Fixed-width Screeds



SUPER 1803-3(i)

Maximum pave width	8 m
Maximum laydown rate	700 t/h
Layer thickness	up to 30 cm
Transport length (with AB 500 TV)	6.04 m
Transport width	2.55 m

- > 4-cylinder diesel engine delivering 129 kW at 2,000 rpm
- > Maximum pave speed: 18 m/min
- > ErgoPlus 3 operating system
- > Niveltronic Plus System for Automated Grade and Slope Control
- > Large material hopper with a capacity of 13 tonnes
- > AB 500 (TV, TP1) and AB 600 TV Extending Screeds
- > Transport speed up to 20 km/h
- > Drive optionally 2 rear and 2 front wheels (6x4) or 2 rear and 4 front wheels (6x6)
- > Turning circle with Pivot Steer 3.5 m

¹ Maximum pave width is available only with additional equipment on request.
² Complies with European emission standard Stage 3a and US standard EPA Tier 3.

HIGHWAY CLASS

Far and wide.



● OVERVIEW HIGHWAY CLASS

● SUPER 1900-5(i)

● SUPER 2100-5(i)

● SUPER 3000-3(i)

VÖGELE pavers of the Highway Class are perfectly at home on motorways and handling other demanding large-scale projects. Immense pave widths and laydown rates, the possibility of using high compaction technology and plenty of power are all part of the package with these pavers.

Up to 18 m
Pave width

Up to 1,800 t/h
Laydown rate


Up to 50 cm
Layer thickness



SUPER 1900-5(i)

Maximum pave width	11.5 m
Maximum laydown rate	900 t/h
Layer thickness	up to 40 cm (SB 300)
Transport length (with AB 500 TV)	6.68 m
Transport width	2.55 m


- > 6-cylinder diesel engine delivering 149 kW at 2,000 rpm
- > Maximum pave speed: 25 m/min
- > ErgoPlus 5 operating system
- > Niveltronic Plus System for Automated Grade and Slope Control and Niveltronic Plus Assist
- > Large material hopper with a capacity of 14 tonnes
- > AB 500 (TV, TP1, TP2, TP2 Plus), AB 600 (TV, TP1, TP2, TP2 Plus) Extending Screeds
- > SB 300 (TV, TP1, TP2), SB 300 HD TV Fixed-width Screeds



SUPER 2100-5(i)

Maximum pave width	14 m
Maximum laydown rate	1,100 t/h
Layer thickness	up to 40 cm (SB 300)
Transport length (with AB 500 TV)	6.72 m
Transport width	2.55 m

- > 6-cylinder diesel engine delivering 187 kW at 2,000 rpm
- > Maximum pave speed: 25 m/min
- > ErgoPlus 5 operating system
- > Niveltronic Plus System for Automated Grade and Slope Control and Niveltronic Plus Assist
- > Large material hopper with a capacity of 14 tonnes
- > AB 500 (TV, TP1, TP2, TP2 Plus), AB 600 (TV, TP1, TP2, TP2 Plus) Extending Screeds
- > SB 300 (TV, TP1, TP2), SB 300 HD TV, SB 350 (TV, TP1, TP2) Fixed-width Screeds



SUPER 3000-3(i)

Maximum pave width	18 m
Maximum laydown rate	1,800 t/h
Layer thickness	up to 50 cm (SB 300/300 HD/350)
Transport length (with AB 600 TV)	7.44 m
Transport width	3 m

- > 6-cylinder diesel engine delivering 354 kW at 1,800 rpm
- > Maximum pave speed: 25 m/min
- > ErgoPlus 3 operating system
- > Niveltronic Plus System for Automated Grade and Slope Control
- > Large material hopper with a capacity of 18.5 tonnes
- > AB 600 Extending Screed in the TV, TP1, TP2 and TP2 Plus versions
- > SB 300 (TV, TP1, TP2), SB 300 HD TV, SB 350 (TV, TP1, TP2) Fixed-width Screeds



SPECIAL CLASS

That special something.



- OVERVIEW SPECIAL CLASS


- SUPER 1800-3(i) SPRAYJET

- SUPER 2100-3i IP

The Special Class comprises machines for specific applications, such as a spray paver for paving thin overlay "hot on hot" or InLine Pave machine technology for the construction of compact asphalt pavements.

SUPER 1800-3(i) SprayJet
Spray paver for paving thin layers

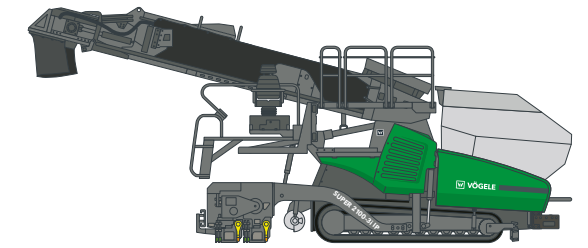
SUPER 2100-3i IP
For paving "hot on hot"



SUPER 1800-3(i) SprayJet

Maximum width of spread	6 m
Rate of spread	0.3 to 1.6 kg/m ²
Maximum laydown rate	700 t/h
Transport width	2.55 m
Maximum paving speed	24 m/min

- > Spray paver unique in the world for paving thin layers and conventional surface and binder courses
- > Emulsion sprayed in a clean, controlled process at a rate of 0.3 to 1.6 kg/m²*
- > ErgoPlus 3 operating concept for paver and spray module
- > Automatic functions simplify preparation of the spray module, the spraying process and care of the spray module
- > 4-cylinder diesel engine delivering 129 kW at 2,000 rpm¹
- > Material hopper with a capacity of 13 tonnes
- > AB 500 (TV, TP1), AB 600 (TV, TP1) Extending Screens



SUPER 2100-3i IP binder course paver for InLine Pave

Maximum pave width	8.5 m
Maximum laydown rate	1,100 t/h*
Layer thickness	up to 30 cm
Transport width	2.55 m
Maximum paving speed	25 m/min

- > Machine for "hot on hot" paving of compact asphalt pavements
- > AB 600 TP2 Plus High Compaction Screed supports extremely high degrees of compaction
- > The surface course paver can travel over the highly compacted binder course without leaving tracks
- > ErgoPlus 3 operating concept with two paver operator's platforms for the best possible overview and simple operation
- > 6-cylinder diesel engine delivering 186 kW at 2,000 rpm
- > Extra material hopper with a capacity of 20 t
- > AB 600 TP2 Plus Extending Screenshot



¹ depending on exhaust emission standard
* dependent on type of mix

POWERFEEDER

The ultimate power for large-scale job sites.



- OVERVIEW POWERFEEDER

- MT 3000-3(i) STANDARD

- MT 3000-3(i) OFFSET

A feeder is essential to the economical achievement of consistently high-quality results, especially on large-scale job sites. With the MT 3000-3(i) Standard PowerFeeder and the MT 3000-3(i) Offset PowerFeeder, VÖGELE offer cutting-edge technology that sets standards in modern road construction – both in terms of quality and economic efficiency.

MT 3000-3(i) Standard


The ultramodern conveying concept reliably allows even large mix trucks to be unloaded rapidly

MT 3000-3(i) Offset

The pivoting and inclining conveyor facilitates a wide range of applications



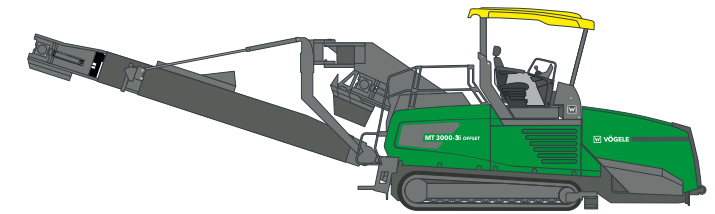
PREMIUM LINE



MT 3000-3(i) STANDARD

Maximum conveying capacity	1.200 t/h*
Receiving hopper	15 t
Feed height	600 mm (bottom of receiving hopper)
Transport width	3 m
Maximum operation speed	25 m/min

- > Ultramodern material handling concept for rapid unloading of mix trucks
- > The diesel heating system reliably keeps the mix at temperature
- > ErgoPlus 3 operating concept ensures that the machine is simple and safe to operate
- > Sophisticated maintenance and service concept facilitates good access to all the relevant points
- > Effective assistance systems make work easier for the operator



MT 3000-3(i) OFFSET

Maximum conveying capacity	1.200 t/h*
Receiving hopper	15 t
Feed height	600 mm (bottom of receiving hopper)
Transport width	3 m
Maximum operation speed	25 m/min

- > Ultramodern material handling concept for rapid unloading of mix trucks
- > The pivoting and inclining conveyor facilitates a wide range of applications
- > The diesel heating system reliably keeps the mix at temperature
- > ErgoPlus 3 operating concept ensures that the machine is simple and safe to operate
- > Sophisticated maintenance and service concept facilitates good access to all the relevant points
- > Effective assistance systems make work easier for the operator



* dependent on type of mix

VÖGELE SCREEDS

Extending Screeds and Fixed-width Screeds.



● EXTENDING SCREEDS

- AB 200
- AB 220
- AB 340
- AB 480
- AB 500
- AB 600

● FIXED-WIDTH SCREEDS

- SB 300
- SB 300 HD
- SB 350

VÖGELE extending screeds are particularly adaptable, making them ideal for paving in varying widths and on winding roads. They cover a huge range of applications, handling pave widths from 0.5 m to 9.5 m. Depending on the type of paver used, they can be equipped with various compacting systems. The range of compaction equipment extends from the simplest screed version with vibrators (V) to the most powerful high compaction screeds with tamper (T) and two pressure bars (P2).

Fixed-width screeds from VÖGELE deliver absolutely high quality results which are perfectly even. They allow road surfaces to be paved without joints in widths up to 18 m. The SB 300 and SB 350 Fixed-Width Screeds can be configured with a tamper and vibrators (TV) as well as with a tamper and one or two pressure bars (TP1 and TP2). The SB 300 HD is designed specifically for paving non-bituminous mixes when paving sub-bases.

Up to 18 m
Pave width

Up to 50 cm
Layer thickness



AB 200

Basic width	1.1 m
Infinitely variable range	2 m
Maximum pave width	3.2 m ¹
Compacting systems	V TV

- > Layer thickness: up to 20 cm¹
- > Available widths: 35 cm, 60 cm
- > Screed plates and tamper bars heated by electric heating rods
- > Mechanical crown adjustment from -2% to +4%
- > Variable system for pave width reduction from 0.5 m to 1.2 m available



AB 220

Basic width	1.2 m
Infinitely variable range	2.2 m
Maximum pave width	3.5 m ¹
Compacting systems	V TV

- > Layer thickness: up to 20 cm¹
- > Available widths: 25 cm, 50 cm, 65 cm
- > Screed plates and tamper bars heated by electric heating rods
- > Mechanical crown adjustment from -2% to +4%
- > Variable system for pave width reduction from 0.5 m to 1.2 m available



AB 340

Basic width	1.8 m
Infinitely variable range	3.4 m
Maximum pave width	5 m ¹
Compacting systems	V TV


- > Layer thickness: up to 25 cm¹
- > Available widths: 25 cm, 40 cm, 55 cm, 80 cm
- > Mechanical/optional hydraulic crown adjustment from -2% to +4%
- > M, W or parabolic profiles can be created
- > Screed plates and tamper bars heated by electric heating rods
- > Variable system for pave width reduction from 0.5 m to 1.2 m available



AB 480

Basic width	2.55 m
Infinitely variable range	4.8 m
Maximum pave width	6.3 m ¹
Compacting system	TV

- > Layer thickness: up to 30 cm¹
- > Available widths: 25 cm, 75 cm
- > Mechanical crown adjustment from -2% to +4%
- > M, W or parabolic profiles can be created
- > Screed plates and tamper bars heated by electric heating rods



AB 500

Basic width	2.55 m
Infinitely variable range	5 m
Maximum pave width	8.5 m ¹
Compacting system	TV TP1 TP2 TP2 Plus

- > Layer thickness: up to 30 cm¹
- > Available widths: 25 cm, 75 cm, 125 cm
- > Mechanical crown adjustment from -2,5 % to + 5 %
- > M, W or parabolic profiles can be created
- > Screed plates, tamper bars and pressure bars heated by electric heating rods
- > Adjustable tamper stroke:
 - > TP1, TP2: 2, 4 and 7 mm
 - > TP2 Plus: 2, 4 and 9 mm



AB 600

Basic width	3 m
Infinitely variable range	6 m
Maximum pave width	9.5 m ¹
Compacting system	TV TP1 TP2 TP2 Plus

- > Layer thickness: up to 30 cm¹
- > Available widths: 25 cm, 75 cm, 125 cm
- > Mechanical crown adjustment from -2,5 % to + 5 %
- > M, W or parabolic profiles can be created
- > Screed plates, tamper bars and pressure bars heated by electric heating rods
- > Adjustable tamper stroke:
 - > TP1, TP2: 2, 4 and 7 mm
 - > TP2 Plus: 2, 4 and 9 mm

¹ Depending on paver type



SB 300

Basic width	3 m
Bolt-on extensions (hydraulic)	125 cm
Maximum pave width	16 m ¹
Compacting systems	TV TP1 TP2


- > Layer thickness: up to 50 cm¹
- > Available widths: 25 cm, 50 cm, 100 cm, 150 cm
- > Bolt-on extensions (hydraulic): 125 cm
- > Mechanical crown adjustment from -2 % to + 3 %
- > Screed plates, tamper bars and pressure bars heated by electric heating rods
- > Adjustable tamper stroke:
 - > Mechanical: 2, 4 and 7 mm
 - > Hydraulic: 4 and 8 mm



SB 300 HD

Basic width	3 m
Bolt-on extensions (hydraulic)	-
Maximum pave width	12 m ¹
Compacting systems	TV Plus

- > Layer thickness: up to 50 cm¹
- > Available widths: 25 cm, 50 cm, 100 cm, 150 cm
- > Mechanical crown adjustment from -2 % to + 3 %
- > Adjustable tamper stroke: 2, 4 and 7 mm
- > With special Plus tamper for greater precompaction
- > For paving very thick crushed-stone bases and anti-freeze layers



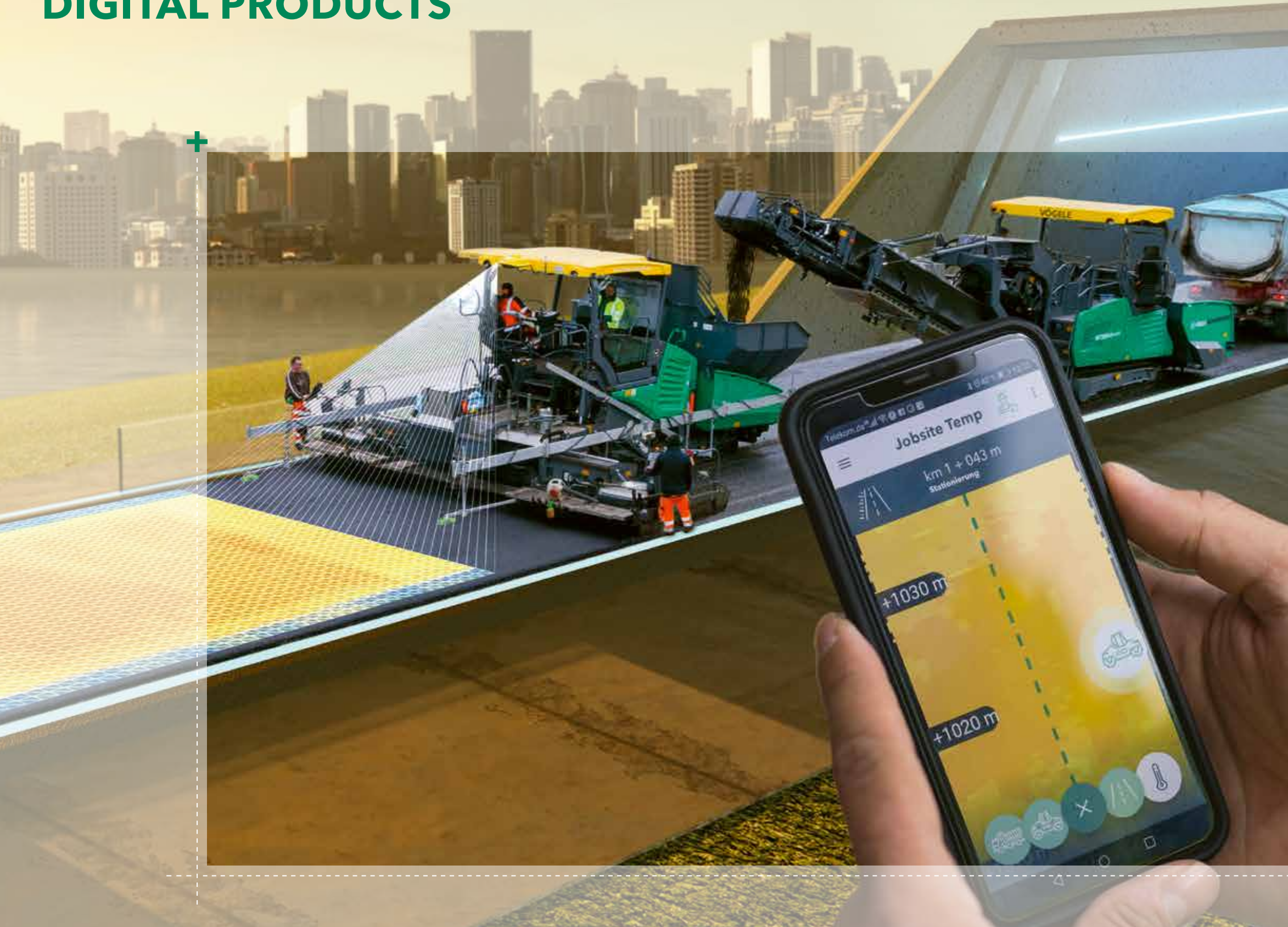
SB 350

Basic width	3.5 m
Bolt-on extensions (hydraulic)	1.25 m
Maximum pave width	18 m
Compacting systems	TV TP1 TP2

- > Layer thickness: up to 50 cm¹
- > Available widths: 25 cm, 50 cm, 100 cm, 150 cm
- > Bolt-on extensions (hydraulic): 125 cm
- > Mechanical crown adjustment from -2 % to + 3 %
- > Screed plates, tamper bars and pressure bars heated by electric heating rods
- > Adjustable tamper stroke:
 - > Mechanical: 2, 4 and 7 mm
 - > Hydraulic: 4 and 8 mm

¹ Depending on paver type

DIGITAL PRODUCTS



- OVERVIEW DIGITAL PRODUCTS

- VÖGELE ROADSCAN

- WITOS PAVING DOCU

- WITOS PAVING PLUS

Top paving quality, networked processes, transparent documentation and tight time tolerances - requirements on modern road construction are stringent. At the same time, contractors are keen to increase their paving efficiency and to reduce the costs of downtime. Whether the focus is on comprehensive process optimisation, simple documentation or paving temperature monitoring, VÖGELE's WITOS Paving Plus, WITOS Paving Docu and RoadScan deliver the right digital solutions for every need.

VÖGELE RoadScan

Non-contacting temperature measurement system

WITOS Paving Docu

Digital job site documentation

WITOS Paving Plus


Software-based process management solution



01



02



03



04



05



06

VÖGELE DIGITAL PRODUCTS

VÖGELE RoadScan, WITOS Paving Docu and WITOS Paving Plus

- > RoadScan: temperature measured comprehensively across full pave width.
- > WITOS Paving Docu: the straightforward solution for the digital documentation and analysis of asphalt job sites.
- > WITOS Paving Plus: the planning and control module makes it possible to plan projects conveniently on the basis of job site geometry.

SCOPE OF OUR DIGITAL PRODUCTS

Task	Function	VÖGELE RoadScan	WITOS Paving Docu	WITOS Paving Plus
Data recording	Measure substrate temperatures	■	□	□
	Document paving temperature	■	□	□
	Document weather data	□	□	□
Data transfer	Transfer data via USB	■	■	■
	Transfer data via wireless		■	■
Documentation	Machine documentation		■	■
	Document process data		■	■
	Record delivery notes		■	■
Networking	WLAN networking on the job site		■	■
	Paving data live on the job site		■	■
	Paving data and process data live in the office			■
	Paving temperature live in the office			■
	Integrate the mixing plant			■
	Integrate trucks			■
Process planning and optimisation	Process planning and control			■
	Target/actual comparison			■
	Process optimisation			■

01 RoadScan: temperature measured comprehensively across full pave width.

02 WITOS Paving Docu: the straightforward solution for the digital documentation and analysis of asphalt job sites.

03 WITOS Paving Plus: the planning and control module makes it possible to plan projects conveniently on the basis of job site geometry.

04 The mixing plant module allows just-in-time supply of the job site.

05 All the data for the paving team are displayed in real time in the job site module.

06 The analysis and documentation module facilitates objective assessment of the project.

WIRTGEN GROUP CUSTOMER SUPPORT

Service you can rely on.

You can have confidence in reliable, swift support from us during the entire life cycle of your machine. Our wide range of services is ready with the right solution to every challenge you face.



Service

We keep our service promise with swift, straightforward assistance - on the job site or at our professional workshops. Our service team is trained to a professional standard and dedicated tools ensure that repair, care and maintenance tasks are completed quickly. We can support you with customised service agreements on request.

> www.wirtgen-group.com/service



Spare Parts

WIRTGEN GROUP original parts and accessories assure the long-term reliability and availability of your machines. Our experts will also be pleased to advise you about optimised wear part solutions to suit your application. Our parts are available all over the world at all times and are easy to order.

> parts.wirtgen-group.com



Training

The WIRTGEN GROUP brands are specialists in their field with decades of experience in applications; our customers benefit from this expertise. In our WIRTGEN GROUP training courses, we are delighted to pass our knowledge on to you, customised to suit both operators and servicing staff.

> www.wirtgen-group.com/training



Telematics solutions

At the WIRTGEN GROUP, construction machinery involving leading-edge technology goes hand in hand with sophisticated telematics solutions. Intelligent monitoring systems such as WITOS or JD Link* not only make it easier for you to plan the maintenance of your machines, they also increase productivity and efficiency.

> www.wirtgen-group.com/telematics

* Neither WITOS nor JD Link are currently available in all countries. Please contact the subsidiary or dealer responsible for you for more information about this.



JOSEPH VÖGELE AG

Joseph-Vögele-Str. 1
67075 Ludwigshafen
Germany

T: +49 621 8105-0

F: +49 621 8105-461

M: marketing@voegele.info

 www.voegele.info



For more information scan the code.